
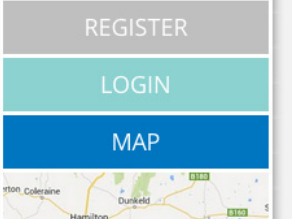
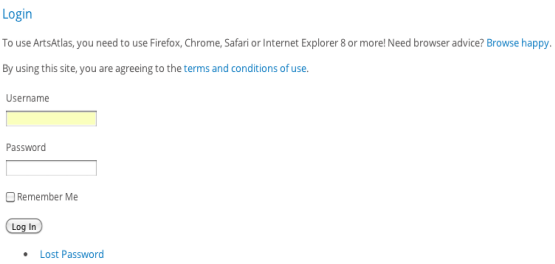
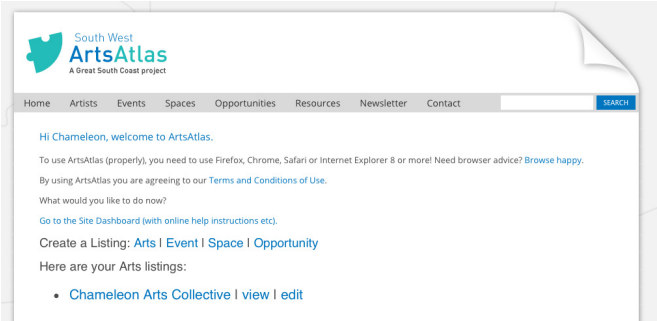


2. How to login to ArtsAtlas

STEPS	WHAT TO LOOK FOR
<p>1: Navigate to artsatlasSW.com.au</p>	
<p>2: Click on LOGIN OR: navigate directly to artsatlasSW.com.au/login</p>	
<p>3: Enter your chosen:</p> <ul style="list-style-type: none"> • Username • Email • Click LOG IN <p>New users click REGISTER</p> <p>Click LOST PASSWORD to retrieve your details.</p>	
<p>4: At the Welcome Screen you can choose what to do next:</p> <ul style="list-style-type: none"> • Go to Dashboard • Create a new listing • Edit an existing listing 	

You are now logged in. Time to create a listing!

These "ArtsAtlas How Tos" are available on site at artsatlasSW.com.au